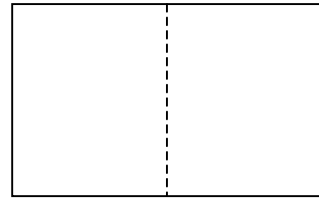
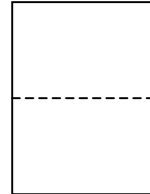


How to make an 8-page book from an A4 sheet

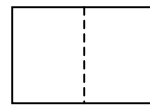
- Take a sheet of A4 paper.
- Fold it in half to make it A5.



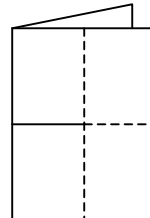
- Fold it in half again.



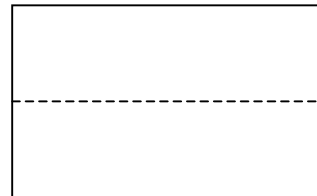
- Fold in half once more.



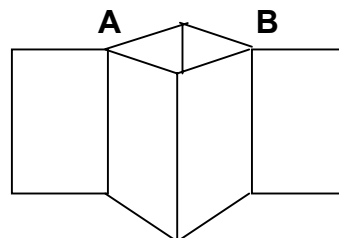
- Open out the last two folds (to A5 again) and cut from centre fold to the middle.



- Now open out the sheet to A4, and fold it lengthways.



- Stand it up so that the cut section forms a 'box'.



- Push together points A and B, then fold in half again to make a little 8-page book!

